



Monthly NAV-performance in %

	Jan	Feb	March	April	May	June	July	Aug	Sept	Oct	Nov	Dec	Annually
2005	-0.1	0	0.1	0.7	0.7	0.6	4.6	1.9	2.0	-1.8	-1.2	3.3	11.1
2006	2.6	3.3	2.7	3.2	-4.4	1.6	0.8	-0.3	2.6	9.2	0.3	0.3	23.6
2007	7.5	-3.5	2.0	1.8	0.7	-0.7	-1.3	-6.0	0	0.6	-0.9	0.9	2.8
2008	-4.6	-0.7	-1.9	1.7	-2.1	-1.9	-2.4	-1.2	-5.7	-14.1	-11.0	-4.3	-39.6
2009	-2.3	-0.5	2.2	2.2	1.8	2.7	3.1	3.6	4.4	-0.2	-2.9	-0.2	14.6
2010	1.4	1.2	-0.6	4.2	0.8	2.8	0.8	1.8					12.9*

*Year to date

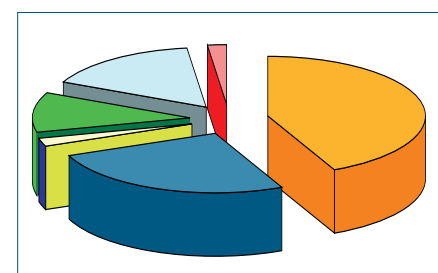
As of 31 August 2010, the net asset value (NAV) per share was CHF 14.15, which represents a 1.8% increase when compared to the previous month. The share price increased to CHF 14.00 or 0.7% compared to the month of July (CHF 13.80).







Year to date, the NAV per share increased by 12.9%. Over the comparable period, the share price increased by 11.2% from CHF 12.50 to CHF 14.00.

6 Months price-history in CHF (weekly NAV and daily closing share price)



Investment type



	Cash		CLO
	Private Equity		Hedge Funds
	Real Estate		Equities

Positions as a percentage of net asset value (NAV) on 31 August 2010

%	0	5	10	15	20	25	30	35	40	45
Absolute Invest										
Schaffner										
Absolute Private Equity										
HBM Bioventures										
Orior										
Other long positions										
Cash and other assets net										

Details

Listing	SIX Swiss Exchange
Swiss Security Nr.	1919955
ISIN Code	CH0019199550
Bloomberg:	ALPN SW EQUITY
Reg. shares outst.	13'278'447
Custodian	Bank Julius Bär
Management fee	none
Performance fee	none
Distributions	none

None of the information in this report does, by itself, constitute an offering or an offering circular according to Article 652a of the Swiss Code of Obligations and is subject to change without notice. The data is intended for information purposes only and is provided without any warranty of any kind, either express or implied. Before making an investment, you must obtain and carefully read all information needed to evaluate the investment, including, but not limited to the documents providing important disclosures regarding risks, fees and expenses.

While some information used on this report may have been obtained from various published and unpublished sources considered to be reliable, Alpine Select AG neither guarantees its accuracy or completeness nor accepts liability for any direct or consequential losses arising from its use. Shares in Alpine Select are not bank deposits, and are subject to investment risks, including the loss of the principal amount invested. This investment is not guaranteed by Alpine Select AG. Past performance is not indicative of future results.